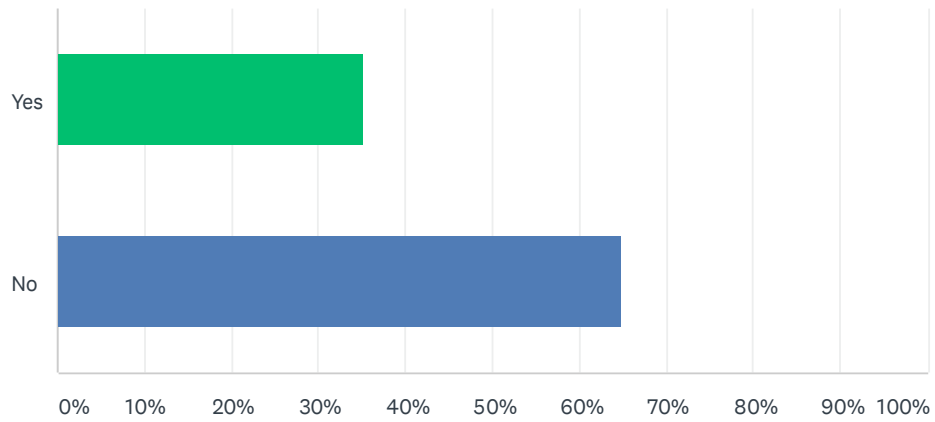


Q1 Since October, have you had to take any time off due to needing to self-isolate or being diagnosed with Covid-19?

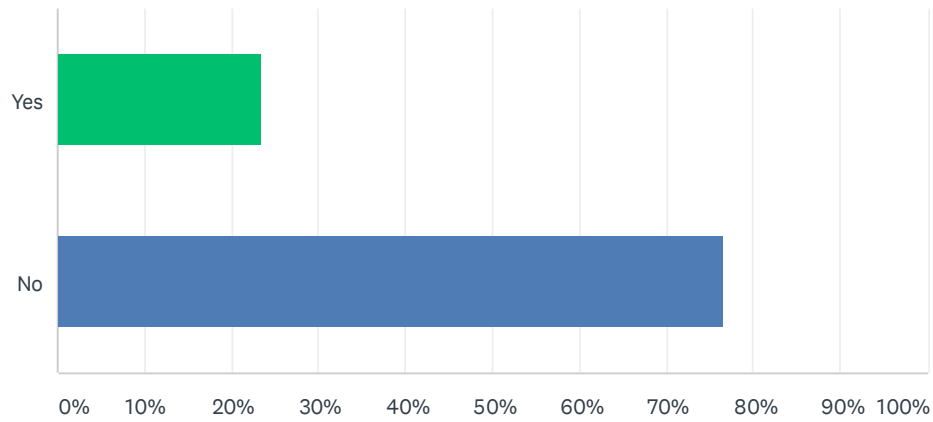
Answered: 1,204 Skipped: 0



ANSWER CHOICES	RESPONSES	
Yes	35.22%	424
No	64.78%	780
TOTAL		1,204

Q2 Since October, have you had to take any time off due to stress, fatigue or any other mental health concern?

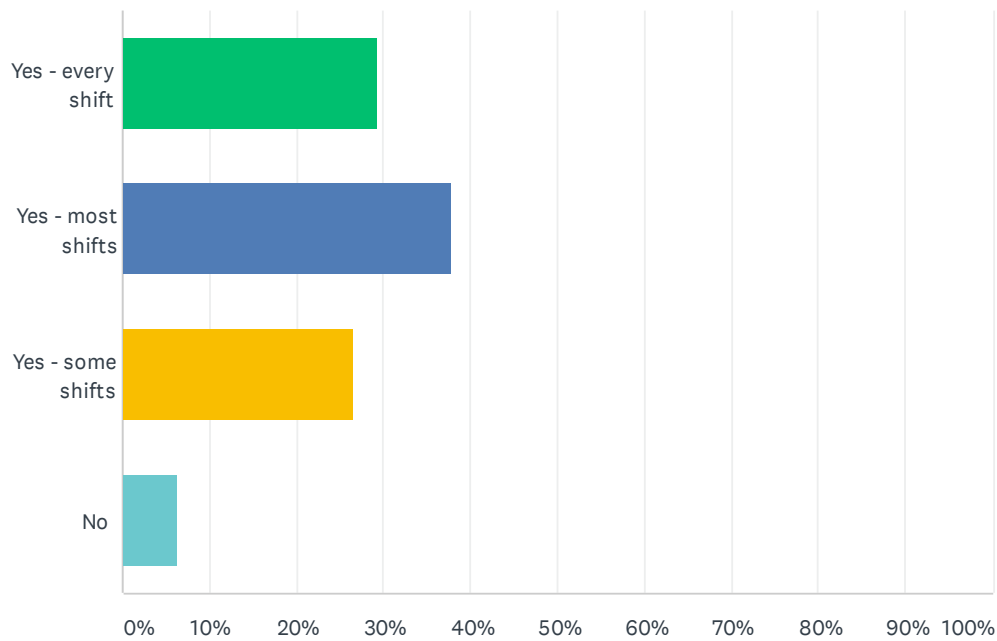
Answered: 1,204 Skipped: 0



ANSWER CHOICES	RESPONSES	
Yes	23.34%	281
No	76.66%	923
TOTAL		1,204

Q3 Since October, have you worked shifts that have been short staffed due to colleagues being off sick or self-isolating?

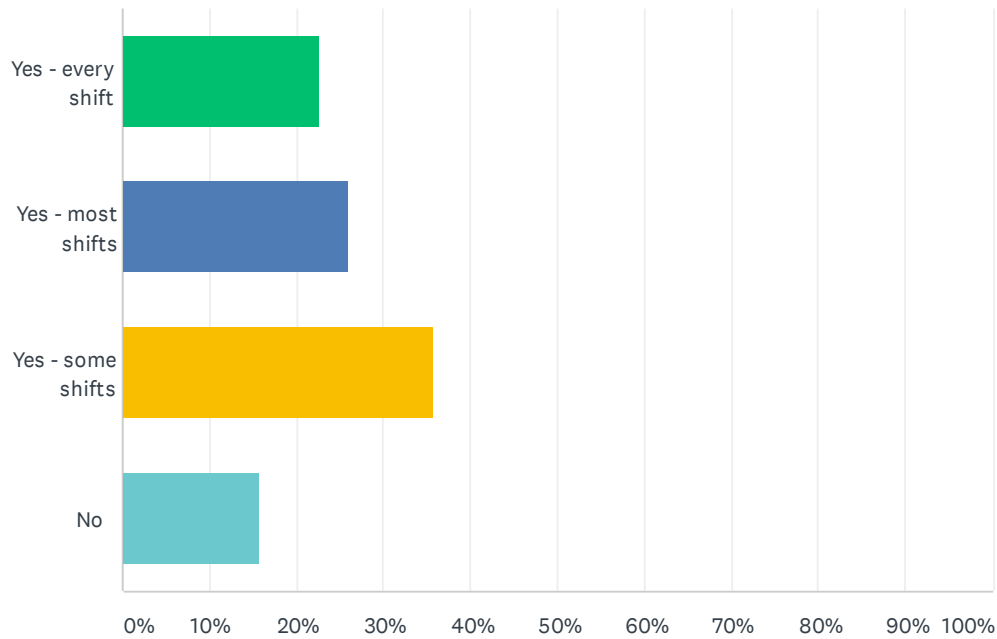
Answered: 1,204 Skipped: 0



ANSWER CHOICES	RESPONSES	
Yes - every shift	29.24%	352
Yes - most shifts	37.96%	457
Yes - some shifts	26.58%	320
No	6.23%	75
TOTAL		1,204

Q4 Since October, have you worked shifts in which you felt patient safety had been at risk due to staff shortages?

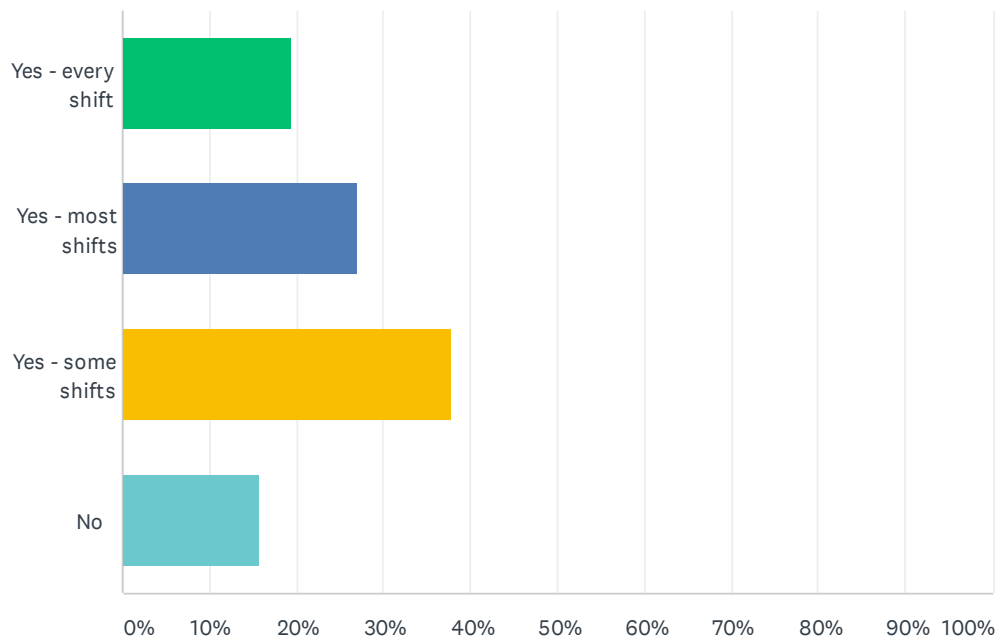
Answered: 1,204 Skipped: 0



ANSWER CHOICES	RESPONSES
Yes - every shift	22.51% 271
Yes - most shifts	26.00% 313
Yes - some shifts	35.80% 431
No	15.70% 189
TOTAL	1,204

Q5 Since October, have you worked shifts in which you felt staff safety had been at risk due to staff shortages?

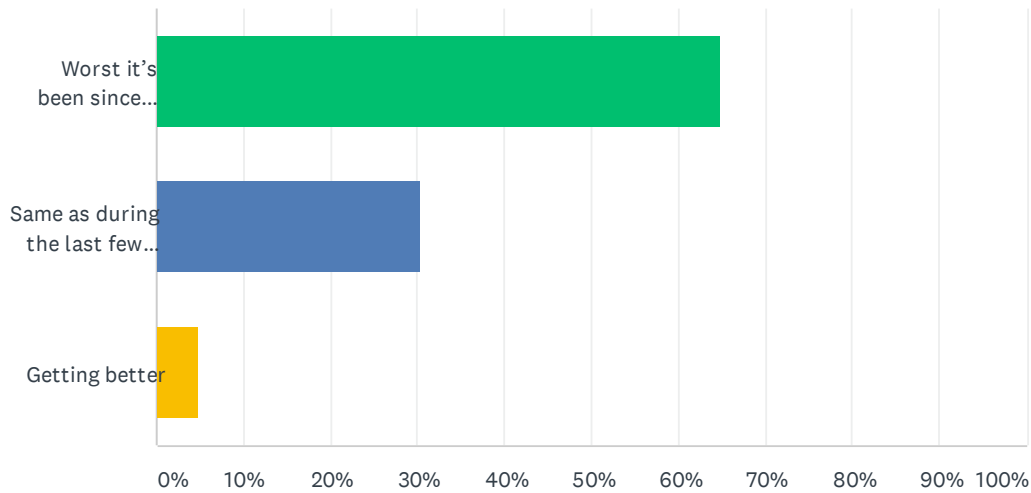
Answered: 1,203 Skipped: 1



ANSWER CHOICES	RESPONSES	
Yes - every shift	19.53%	235
Yes - most shifts	26.93%	324
Yes - some shifts	37.91%	456
No	15.63%	188
TOTAL		1,203

Q6 How would you describe the current situation regarding staffing levels in your workplace?

Answered: 1,204 Skipped: 0



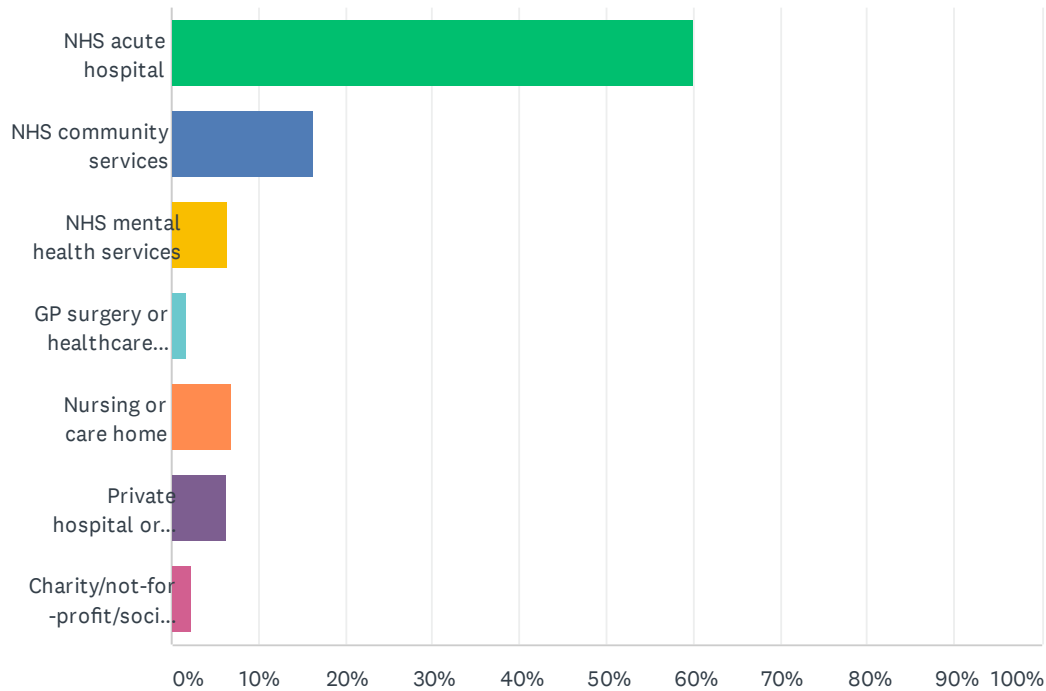
ANSWER CHOICES	RESPONSES	
Worst it's been since October	64.95%	782
Same as during the last few months	30.23%	364
Getting better	4.82%	58
TOTAL		1,204

Q7 Please use the space below to comment further on any of the issues raised in the survey

Answered: 741 Skipped: 463

Q8 Which of the following best describes the setting you work in?

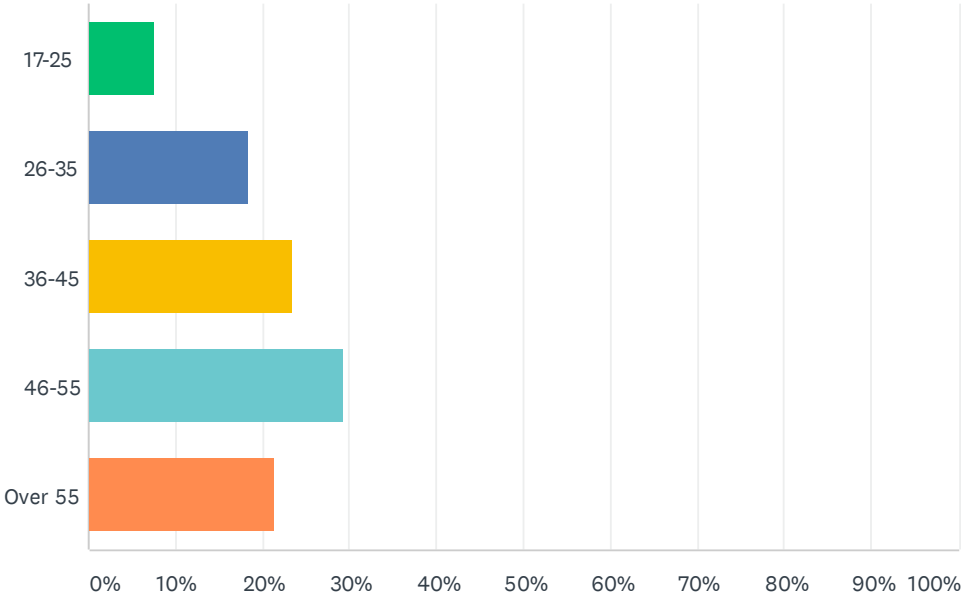
Answered: 1,197 Skipped: 7



ANSWER CHOICES	RESPONSES	
NHS acute hospital	59.98%	718
NHS community services	16.29%	195
NHS mental health services	6.52%	78
GP surgery or healthcare centre	1.75%	21
Nursing or care home	6.85%	82
Private hospital or other independent sector setting	6.27%	75
Charity/not-for-profit/social enterprise	2.34%	28
TOTAL		1,197

Q9 How old are you?

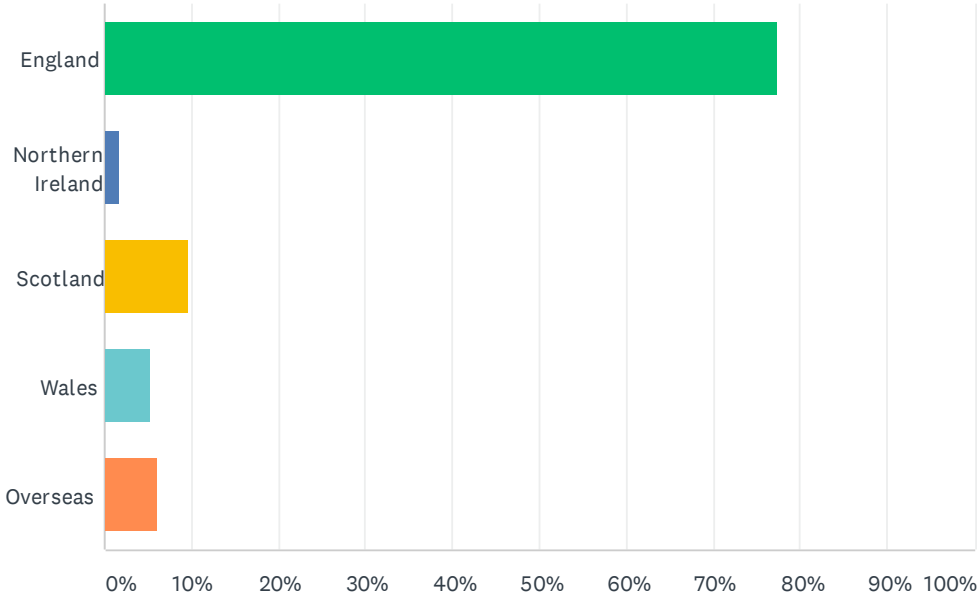
Answered: 1,201 Skipped: 3



ANSWER CHOICES	RESPONSES	
17-25	7.49%	90
26-35	18.48%	222
36-45	23.48%	282
46-55	29.23%	351
Over 55	21.32%	256
TOTAL		1,201

Q10 Which country do you work in?

Answered: 1,199 Skipped: 5



ANSWER CHOICES	RESPONSES	
England	77.48%	929
Northern Ireland	1.67%	20
Scotland	9.67%	116
Wales	5.17%	62
Overseas	6.01%	72
TOTAL		1,199